



PALADIN

FITNESS RACING

ATHLETE INFORMATION GUIDE



Race Director warriors@paladinfitness.com.au

www.paladinfitness.com.au

Partnership Specialist admin@paladinfitness.com.au

Athlete Liaison Officer team@paladinfitness.com.au

CONTENTS PAGE



1	A message from the team
2	Griffith Gold Coast site details
3-4	Site map & race flow
5-6	Race day health & safety
7	Race format
8-9	Race rules + partner specific
10	Weight standards
11	Nutrition Warehouse Aid Station
12	Athlete checklist
13	Bag drop and nutrition tent
14	Event partners
15-16	Race photographs & Merch
17	Race timing, rules & results
18 - 19	Warm up & recovery + run sheet
20-21	Cancellations & transfers

Welcome to Paladin Fitness Race!

Founded in Brisbane in 2024, Paladin Fitness Race was created with one mission in mind: *to bring the thrill of fitness racing to the everyday athlete*. Lead by founder Sam Seaton, who brings over 20 years of experience in the fitness industry, Paladin Fitness is all about inclusivity, fun, and challenging yourself. We believe in breaking down the barriers that often hold people back from participating in fitness events, because everyone deserves to feel the rush of pushing past limits and achieving something great.

Paladin will not only test your strength and endurance; it will also challenge your mental resilience.

We've built a space where all fitness levels are welcome, where encouragement flows freely, and where every participant feels like part of something bigger. Community is at the heart of everything we do, uniting people through shared goals, camaraderie, and the pure joy of moving together. Get ready to challenge yourself, cheer each other on, and most importantly, have **FUN!**



**SAM SEATON- FOUNDER
& RACE DIRECTOR**

GRIFFITH GOLD COAST



GENERAL INFO

LOCATION: Griffith athletics track, G44, Southport, QLD 4215

GETTING THERE: We recommend entering off Olsen Ave, onto Parklands drive then onto University drive.

ATHLETE CHECK-IN: *Athlete checkin is available on:*

1) **SATURDAY 19th July - 12:00 - 4:00pm and**


2) **SUNDAY 20th July - 6:00am - 3:00pm**

We always recommend you arrive at least 60 minutes before your wave start time to ensure enough time to get checked in, get set up, collect merch, study and understand race flow, and warm up appropriately before start time.

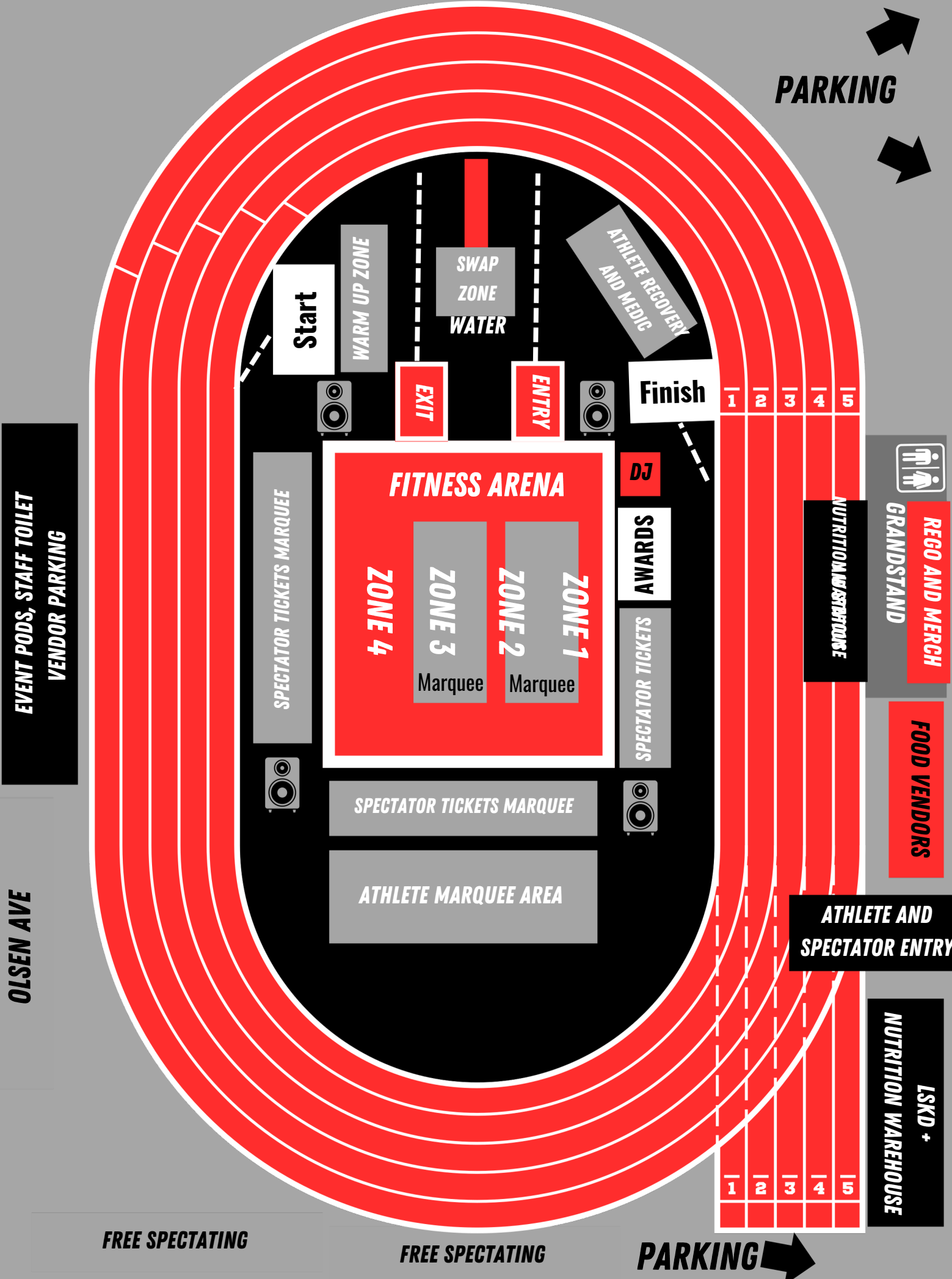
REGISTRATION DESK- will be positioned in the GRAND STAND in the meeting room.

Athletes checking in on Saturday are responsible for bringing their timing chip to race day. A replacement fee will apply if a new chip is required and cannot always be guaranteed.

PARKING: There is plenty of parking at the venue. Please see the available car parks below. Once these are full, parking will be available on the streets surrounding the venue.



PALADIN GOLD COAST- SITE MAP



Start

**DOUBLE S
SWAP ZONE**

**NUTRITION
WAREHOUSE**

EXIT

ENTRY

FINISH LINE

1000m Ski
50 x Plate GTO
75 x Bear hug squats

100m x Lunges
50 x Box overs
2000m x Bike

200m x KB farmers carry
50 x Plate thrusters
1000m x Row

25 x Burpees
50 x Ball overs

4

3

2

1

**ZONE 4
ENTRY**

**ZONE 3
ENTRY**

**ZONE 2
ENTRY**

**ZONE 1
ENTRY**

Athlete and Spectators

**NUTRITION
WAREHOUSE**

**Aid Station
Athlete Nutrition**

RACE DAY HEALTH & SAFETY ADVISORY



Your health and safety are our highest priority. A fully qualified medical team will be stationed on-site throughout the event, with medical resources available both at the venue and on course.

An AID STATION will be positioned on the course, providing water and electrolyte support. We strongly encourage all participants to utilize this resource to maintain adequate hydration and electrolyte balance.

Pre-Race Health Advisory:

If you are feeling unwell on the morning of the event—we advise that you do not start the race.

Pre-Existing Medical Conditions:

If you have a known medical condition (e.g., asthma, diabetes, heart disease, or other chronic illness), we strongly advise that:

- You inform a family member or support person prior to the event.
- You carry any essential medication (e.g., inhaler, glucose tablets) with you during the race.
- All pre existing medical conditions must be made known during the registration process. This information can be critical in the event of a medical emergency and may support timely and appropriate care.

During the Event:

If you begin to feel unwell at any time, please stop immediately and seek assistance. Continuing while symptomatic can pose serious health risks. Do not hesitate to ask for help.

RACE DAY HEALTH & SAFETY ADVISORY



Be alert for the following symptoms, • Chest pain or pressure • Shortness of breath, Lightheadedness or dizziness

- Numbness or tingling (especially around the mouth or in the hands)
- Difficulty concentrating • Cessation of sweating during exertion

If you experience any of these, discontinue participation immediately and alert event staff or medical personnel.

In the Fitness Arena:

If you begin to feel unwell or unable to continue: • Notify a judge immediately. • Do not remove your ankle timing chip. Medical staff will address your condition in place.

During the Run:

- If near an aid station, inform staff immediately that you require medical attention. If not near an aid station, stop and notify a fellow participant or course official. Do not remove your ankle timing chip unless instructed to do so by medical personnel.

Post-Race Protocol:

After finishing, please remain in the post-race area until you are:

- Able to stand and walk unassisted • Hydrated • Free of dizziness or other symptoms

If you feel unwell or unsure, report to the medical tent for evaluation before leaving the recovery area.

Take responsibility for managing your health and safety on race day. Early recognition and timely response to symptoms can prevent serious medical events. We are here to support you—please don't hesitate to ask for help.

PALADIN *FITNESS RACE*

GOLD COAST SUNDAY 20TH JULY

START - RUN 800M

ZONE 1

1000M SKI

50 X GROUND TO OVERHEAD

75 X BEAR HUG SQUATS

800M RUN - DOUBLES 400M EACH

ZONE 2

2000M BIKE

50 X BOX OVERS

100M X BALL LUNGES

RUN 800M - DOUBLES 400M EACH

ZONE 3

1000M ROW

50 X PLATE THRUSTERS

200M X FARMERS CARRY

RUN 800M - DOUBLES 400 EACH

ZONE 4

25 BURPESS

50 X BALL OVER SHOULDER

RUN 800M - FINISH

RULES: Athletes are expected to complete the correct movement standards in the correct order and take responsibility for their own performance. Judges are provided to keep movement standards high and athletes safe. Judges must always be respected and have the final say on movement standards.

The Paladin team, Volunteers and the Oceania Judging Syndicate are committed to making this a memorable experience for all athletes involved through high standards and good vibes.

1. Athletes must wear a timing chip on the left ankle and start in their allocated wave start.
2. Complete all movements in the correct order, with the correct weight and for the correct reps and or distance. Stay within your allocated area when performing movements.
3. Perform each exercise according to the movement standards. If you do not follow these, a Judge will verbally ask you to correct. If asked again, the judge will ask you to place the weight on the ground and demonstrate the movement standards before you can restart and continue. If on the 3rd ask to correct, the judge can ask you to place weight on the floor and serve a 30-second penalty.
4. Once you have completed the distance on Skis, Rowers, or Bikes, you must raise your hand, and a judge will direct you to the next movement.
5. Do not intentionally drop or throw equipment; this can result in a time penalty or disqualification.
6. Always enter through the entry shoot and exit through the exit shoot.
7. When running, overtake on the right and give slower athletes appropriate room.

RACE RULES



RULES: Athletes are expected to complete the correct movement standards in the correct order and take responsibility for their own performance. Judges are provided to keep movement standards high and athletes safe. Judges must always be respected and have the final say on movement standards.

The Paladin team, Volunteers and the Oceania Judging Syndicate are committed to making this a memorable experience for all athletes involved through high standards and good vibes.

Continued from previous page


1. Headphones, Mobile Phones, lifting straps or any piece of equipment that may aid in performance are not allowed. The one exception is gloves to protect your hands.
2. Any form of poor sportsmanship, threatening, and/or abusive behaviour towards event staff, volunteers, spectators, or fellow competitors can result in disqualification.
3. Thanks to our partner Nutrition Warehouse, water stations and electrolytes will be provided on the course. Athletes are allowed to use their own nutrition and hydration, provided no litter is committed. Ensure you use the bins provided for empty cups and/or personal gels.
4. Inappropriate littering can result in time penalties and/or disqualification.
5. If you have a mobility issue, please let staff know at check-in. We can provide you with a limited red marker to ensure the judges are aware. Please note that if you wear the limited band/race number, you are not eligible for awards.
6. If equipment breaks or is not working as intended, make the judge aware of the issue, and you will be provided with a new piece of equipment or asked to move to another lane to finish the workout.

RACE RULES



Partner-specific rules

1. Both Athletes are required to wear a Timing chip and place it on the left ankle.
2. Do not pass equipment to your partner; **Athletes must start movement with weight from the ground or ergs in their resting positions.** i.e. ski handle resting at the top.
3. Partners must complete an **800m run together for the start and finish** of the race. Runs between zones are split 400m each, with 1 athlete to remain in the swap zone.
4. **Partners must exit and enter the fitness arena together.** When exiting the fitness area, Partner A will complete 400m, while Partner B waits in the swap zone and alternate this before returning to your next zone. The total distance run is 800m.
5. Reps can be split in any format, provided all reps are completed. It's your goal to finish the event in the quickest time possible..... Provided you're having a good time
6. **Partners must finish the race together**





SOLO WEIGHTS – PALADIN GOLD COAST

MOVEMENT	MALE SOLO	FEMALE SOLO
GROUND 2 OVERHEAD	20KG	15KG
DEAD BALL BEARHUG SQUATS	20KG	15KG
BOX OVERS	BW	BW
DEAD BALL WALKING LUNGES	20KG	15KG
PLATE THRUSTERS	15KG	10KG
FARMERS CARRY	20KG	16KG
DEAD BALL OVER SHOULDER	25KG	15KG

DOUBLES WEIGHTS – PALADIN GOLD COAST

MOVEMENT	MALE DOUBLES	FEMALE DOUBLES	MIXED DOUBLES
GROUND 2 OVERHEAD	20KG	15KG	15KG
DEAD BALL BEARHUG SQUATS	20KG	15KG	15KG
BOX OVERS	BW	BW	BW
DEAD BALL WALKING LUNGES	20KG	15KG	15KG
PLATE THRUSTERS	20KG	15KG	15KG
FARMERS CARRY	20KG	16KG	16KG
DEAD BALL OVER SHOULDER	25KG	15KG	15KG

AID STATION



NUTRITION WAREHOUSE are our official AID STATION sponsor. They will be providing water and electrolytes. We highly advise you to use these during your race.

When approaching the aid station, make sure to slow down and be mindful of other athletes around you. Please keep to the side when consuming your hydration, and please dispose of your cups in the bins provided.





PRE EVENT

- Confirm location and travel distance to the venue.
- Ensure event registration is confirmed (check for confirmation email).
- Familiarise yourself with the Event Schedule.
- Familiarise yourself with the course – it is your responsibility to know this on race day.
- Know race movement standards– videos available on our Instagram and YouTube channels.

ONCE I ARRIVE (PRE RACE)

- Check in and collect timing chip.
- Familiarise yourself with the event venue and key areas (Check-In, aid stations, zones, start, finish line).
- See athlete nutrition tent if you are dropping off bottles and/or gels.
- Doubles – Familiarise yourself with the team swap zone.
- Use the warm-up zone.

RACE DAY

- Start the race – be at the start line 10 minutes before your wave starts.
- Collect your medal.
- Recover in our athlete's shoot and recovery zone. Visit our food vendors
- Don't leave any belongings behind– athletes' personal belongings are their responsibility.

POST RACE

- Visit our event vendors and sponsors
- HUG your fam & friends!
- Check your race time at TIMING WIZARDS
- Upload your photos and tag us on social media.
- Sportograph photos will be available within 48 hours to purchase

BAG DROP/ATHLETE NUTRITION TENT



BAG DROP: It is preferred that personal belongings stay with athletes; however, if you have no one to mind your belongings, you can leave your bag at the registration desk. It will be supervised during registration check-in times, however, our staff and volunteers take no responsibility for the safety of athletes' belongings.



ATHLETE NUTRITION TENT: Founder Sam Seaton comes from an Ironman background, where it is common practice to have a tent that athletes can drop off their personal "special needs".

This will be available to all athletes who can drop off a BOTTLE and/or CLEAR ZIP LOCK BAG that is CLEARLY MARKED - NAME & RACE NUMBER.

This can contain gels/lollies, etc. The tent will be located near the aid station where it will be stored in race number order, however, it is up to the athlete to grab it if they need pre-/during/post-race.

EVENT PARTNERS



We are very proud to have some amazing sponsors on board to create an epic event! Many will have a stall on race day so make sure to check them out.



LSKD



RCVR



BEST ON GROUND



RACE PHOTOGRAPHS



Race photos will be available on the Sportograf website after the event. Simply enter your race details or bib number to locate and download your images. A link to the gallery will also be shared via email and on the Paladin website.

BRISBANE EVENT PHOTOS



MERCHANDISE



We are very excited to introduce a dedicated merch stall for our 2025 season, so make sure to see the team and grab your tees and tanks before they sell out!



RACE TIMING, RULES & RESULTS



All participants are provided with a timing chip to wear during the race. This system ensures accurate tracking of your overall race time and individual segment times, allowing for detailed performance analysis post-race.

RESPECT THE JUDGES AND RACE CREW. Our team are here to make sure the event runs smoothly. We are dedicated to making this an epic day for everyone involved. Should you have any concerns about the workouts, judging, etc, on the day, please speak to your judge or head judge in a calm and respectful way.

Please listen out for any directions, instructions, or corrections on the day. If your station judge deems the movement not being performed correctly, they will verbally explain this to you. If not corrected, they will physically show you. And on the third warning, if still not corrected, it is up to the judge's discretion to ask you to stop the movement for a 30-second penalty.

RACE RESULTS: We are proud to be partnering with the TIMING WIZARDS, leaders in electronic timing systems across many sporting events. Your results will be live post-race.

WARM-UP AREA: This area has been provided by GO RENTAL CARDIO for athletes to test the equipment and warm up appropriately before their wave starts. Please be respectful to other athletes, keep your efforts to a minimum, and leave the area as you found it.

RECOVERY: Recovery area provided by RCVR for use by athletes before and after the event. Ice baths, compression boots and massage guns are available.



RUN SHEET



Event schedule is subject to change. Athlete's WAVE START TIME will be emailed and available to view online by 6 pm Wednesday, July 16th.

We advise athletes to arrive at least 60 minutes prior to their wave start.

Paladin Gold Coast **DRAFT WAVE STARTS 20TH JULY**

START TIMES	CATEGORY
6:00AM-3.00PM	ATHLETE CHECK IN
6.58AM - 7.46AM	FEMALE DOUBLES 16 - 29 YEARS
7.54AM - 8.56AM	FEMALE DOUBLES 30 - 39 YEARS
9.04AM - 9.28AM	FEMALE DOUBLES 40+ YEARS
9.44AM - 11.12AM	MALE SOLO
11.20AM - 12.24AM	FEMALE SOLO
12.40PM - 1.04PM	MIXED DOUBLES 16 - 29 YEARS
1.12PM - 2.08PM	MIXED DOUBLES 30 - 39 YEARS
2.16PM - 2.40PM	MIXED DOUBLES 40 + YEARS
2.56PM - 3.04PM	MALE DOUBLES 40 + YEARS
3.12PM - 3.36PM	MALE DOUBLES 30 - 39 YEARS
3.44PM - 4.08PM	MALE DOUBLES 16 - 29 YEARS

DRAFT WAVE TIMES ARE A GUIDE ONLY AND FINAL START TIMES TO BE CONFIRMED RACE WEEK

CANCELLATIONS & TRANSFERS



Please read the following terms and conditions relating to transfers and refunds

CANCELLATIONS BY YOU

Athlete transfers to other events / other athletes

- Race week transfers are not available
- Transferring to a longer distance/category: Where an athlete requests to transfer to a greater distance or category and space is available, the athlete is required to pay the difference in entry fees between the two distances or categories and pay the \$15 admin fee
- Transferring to a shorter distance/category: Where an athlete requests to transfer to a shorter distance and space is available, the difference in entry fees will be refunded, minus an admin fee of \$15
- Transfers outside of race week will only be done to other events within the same season where space is available and can't be carried forward to other seasons. The last race of the series can be transferred to the next season.
- Transfers are allowed to other people up to two weeks prior and will incur a \$15 admin fee – no transfers after this time. This must be arranged by emailing admin@paladinfitness.com.au
- All transfers are subject to availability.
- Refunds and transfers are available on original entries only (i.e., not valid if the entry has already been moved/transferred or if entered using a promo code).

CANCELLATIONS & TRANSFERS



Please read the following terms and conditions relating to transfers and refunds

Athlete Withdrawal Refunds

If you cannot participate in your event, entry fee refunds are available in accordance with the below stated timelines only. After the stipulated dates, entry fees are non-refundable. Requests for refunds must be made to us in writing via email at Team@paladinfitness.com.au.

Please allow up to 10 business days for your refund to be processed. The refund is automatically issued to the credit card originally used to pay for the registration. If this card has since been cancelled or has expired, please notify us when requesting the eligible refund. These timeline conditions apply to all requests we receive regardless of circumstances.

- 75% refund if advised four or more weeks out from your scheduled event
- 50% refund if advised 2 weeks out from your scheduled event
- No refunds within 2 weeks of the event
- Entries carried over from previous events are not eligible for a refund
- No refunds for early bird tickets; these can be transferred to other events provided instructions provided at least 2 weeks before the original event.

CANCELLATIONS BY US

Weather-affected events: entrants hereby agree that in the event of a race cancellation due to storm, rain, inclement weather, winds or other "Act of God" conditions, or where government bodies mandate the event is not permitted to go ahead because of weather impacted services, my entry fee shall be non-refundable. All correspondence regarding transfers and refunds is to be made in writing to team@paladinfitness.com.au.